



## The Evolution of Power Distribution to the Rack



“I wish we knew about Z-PDS when we were designing our facility... it’s modular functionality would have significantly reduced the cost of our build-out. We would not have bought RPPs.”

The Zonit **Z-PDS** is the next step in the evolution of power distribution to the rack. Our modular power distribution system brings complete three-phase, A-B power redundancy into your rack.

At half the cost, it is a more effective solution than traditional distribution. It saves space by replacing RPP’s and whips, busway, and rack power strips. And with features like intrinsic three phase load balancing, it is safer and more reliable.

The Z-PDS outputs a wide variety of single or three-phase power. A single Z-PDS can feed 1-6 racks depending on your power density needs. The system is compatible with all standard power distribution methods including whips, busways and RPP’s. And the Z-PDS is revolutionary because it can also replace all of these standard power distribution methodologies.

### KEY BENEFITS

- Reduces installation and operating costs associated with traditional power distribution
- Increases available breaker positions and frees data center floor space
- Improves the safety and reliability of your electrical infrastructure

### ZONIT Innovative Technology, Creative Solutions

Zonit is a manufacturer of innovative power distribution solutions for the critical power industry.


Based in Boulder, Colorado, we own over 100 patents related to Zonit products and designs. We have one purpose: to meet the challenges facing the managers of today’s critical power applications.

Our products displace the status quo by increasing uptime, reducing risk, improving safety, and lowering operating costs. And we back all of our products with an industry-leading three-year warranty.




## 30A, 40A & 60A

### 20A 208V, 415V & 480V OUTPUT




(6) L21-20R or L22-20R output receptacles



(4) L21-20R and (6) 5-20R output receptacles

### 30A 208V, 415V & 480V OUTPUT



(4) L21-30R or L22-30R output receptacles

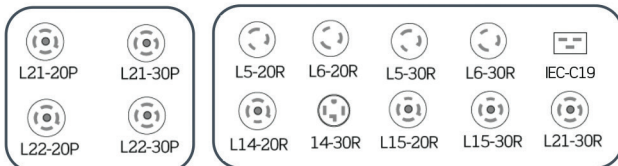
### PLUG ADAPTERS

Available in any locking or non-locking 15A, 20A, or 30A configuration.



Input  
Plugs

Output  
Receptacles



## SPECIFICATIONS

ELECTRICAL	
Rated Input Voltage	Three Phase 208V, 415V or 480V, either wye or delta configuration
Rated Input Amperage	30, 40 or 60 amps
Standard Input Cords	Two A + B 10-foot SOW input cords; other lengths available custom
Input Cord Termination Options	Hardwire box: standard for all models. NEMA L21/22 Plugs: standard for NEMA L21 – 208V models. IEC 60309 pin & sleeve: standard for NEMA L22 – 415 or 480V models. Starline tap box – optional for all models
Output Receptacle Options	For 60A inputs: (6) 20A NEMA L21 or L22 OR (4) 30A NEMA L21 or L22 OR (12) 20A IEC C19  For 30A inputs: (4) 20A NEMA L21 or L22. For 30A/208V: (4) 20A NEMA L21 or L22 & (6) 20A NEMA 5-20 receptacles  All outputs are split evenly into A + B feeds
Output Branch Circuit Protection	Individual 20A or 30A circuit breakers protect each hot output phase of each output receptacle
PHYSICAL	
Dimensions (L x W x D)	11.13 x 17.50 x 3.50 (2RU) in (282.6 x 444.5 x 88.9 mm)
Weight	29 lb (13.2kg)
Shipping Weight	33 lb (15kg)
ENVIRONMENTAL	
Elevation – Operating	0 to 10,000 ft (0 to 3000m)
Elevation – Storage	0 to 50,000 ft (0 to 15000m)
Temp – Operating	23 to 113°F (-5 to 45°C)
Temp – Storage	-13 to 149°F (-25 to 65°C)
Operating Humidity	0 to 95% Non-condensing
APPROVALS	
Safety	UL/cUL File E340237

Please visit [www.zonit.com](http://www.zonit.com) to watch product videos, view configuration options, or to get more technical information about the revolutionary Z-PDS product.



1790 30th Street | Suite 140 | Boulder, CO | 80301  
720.266.0050 | [info@zonit.com](mailto:info@zonit.com)